



Options - Additional Charge

JAMB

Primed Jamb over 5-1/4 to 7-1/4 wide
Veneered Fir 4-1/8 to 5-1/4 wide
Veneered Fir over 5-1/4 to 7-1/4 wide
Solid Oak up to 5-1/4 wide
Width Less Than 4-1/8 Wide
Milcore Kerf Interior

Sill

Type-A Oak 7-1/4 wide
Type-A oak 9-1/4 wide
Type D Mill, Whitte or Bronze
Type E Mill or Bronze
Type-Handicap- Mill or Bronze
Sill Horns up to 6"
Brite Gold, Type C
Swing Out P.A. or P.O.
Type-T Oak
No Sill Deduct

MOULD

Stucco Mould with Paper-Primed
Eastern Brick Mould Primed
Eastern Brick Mould with Stucco Key and Paper
Eastern Fir Brick Mould
Oak Brick Mould
California Redwood Brick Mould
Solid Redwood Stucco Mould With Paper

Hinges

1842- US-3 Brass, Light Weight
1279- US-10B Antique Bronze, Heavy Duty
1279- US3 Brass, Heavy Duty
1270- 2D Dull Brass, Heavy Duty
1279- 15 Dull Nickel, Heavy Duty
1279- 15-A Pewter, Heavy Duty
1279- US-26D Dull Chrome, Heavy Duty
1279- US 26 Brite Chrome, Heavy Duty
1279- US-P Primed, Heavy Duty
1279- Ball Bearing US-10B
Spring Hinge (2 per door)
N.R.P.Hinge (2 per door)

T-ASTRAGAL

Oak T-Astragal (Add Flush Bolts)
M-T-AST (Add Flush Bolts)
Metal T-Ast White or Bronze
with built in bolts and weatherstripping
Brite Gold T-AST with Bolts

FLUSH BOLTS

6" Bolts US-26 Chrome Or US-15 Dull Nickel
6" Bolts US-15A Pewter
6" Bolts US-26D Dull Chrome
6" Bolts-10B Antique Bronze
12" Bolts US-3 Brite Brass
12" Bolts US-15 Dull Nickel
12" Bolts US-15A Pewter or 10B Antique Bronze
12" Bolts US-26D Dull Chrome or US 26 Chrome

OPERATING SIDELITES

Hinged Type With Screen
Casement hardware with Screen-Max 2/6 x 6/8

CUSTOM UNITS

8/0 OR 7/0 High Units
Non-Standard Sizing (Width or Height)
Mull Pocket - Up to 2" Pocket
Mull Pocket - Ver 2" to 6"

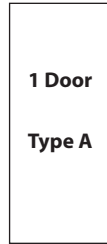
OTHER

Brite Brass Sweep
Mortise Lock (Pocket Only)
20 Min Label (6/8-F.J. Jamb)
20 Min Label (6/8 Solid Jamb)
Dutch Door
Dead bolt (2-1/8"-2-3/8" Backset)
ASA Strike

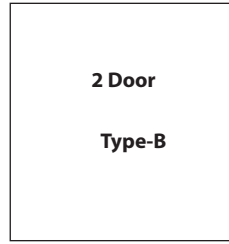
BUILT-UP EXTERIOR WOOD DOOR PREHUNG UNITS

INCLUDES

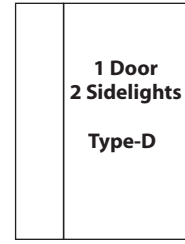
- √ 4-1/8 TO 5-1/4 Wide Pre-Primed Jamb
- √ Type-C Aluminum Sill - White, Mill, or Bronze
- √ Compression Weatherstripping - White or Bronze
- √ 1-1/2 Pair 4x4 Dull Brass Hinges
- √ Single Bore
- √ Fir T-AST Including Brass Flush Bolts Installed on Pairs
- √ All Units 6/8 High
- √ White Aluminum Door Sweep



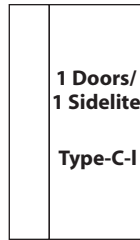
Single



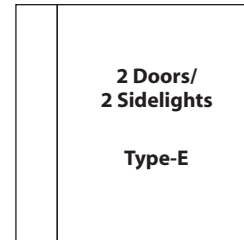
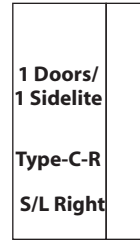
Paired



Double Mull



Single Mull Units - View From Outside



Paired With Sidelite

SILL OPTIONS



Type A = Solid Oak - Flat



Type B = Alum. White/Bronze/Mill Finish



Type C = Alum. White/Bronze/Mill Finish



Type D = Alum.-Mill/White/Bronze Finish
Up to 6/0 Long Only - Not Available on Mullled Units



Type E = Adjustable Alum./Oak Riser
Mill/Bronze Finish up To 6/0 Long Only
Not Available on Mullled Units



Type Handicap Alum./Mill
Bronze Finish 6" Wide



Type P.O. = Swing Out Alum./Oak
Mill/Bronze/White Finish



Type P.A. = Swing Out Alum.
Mill/Bronze/White Finish



Type T = Solid Oak Bevel

- Specify White or Brown Weatherstripping
- Type-C Sill available without exterior drop flange that allows sill to sit flush on subfloor. Order as Type B - No Extra
- Mulls are back to back
- Swing out units will only be manufactured using the P.O. or P.A. sill. All other sills for swing-out units carry no warranty.
- Smallest height available is 79-1/2" N.F.S. (See non-standard up charge.